

Multi-Factor Authentication Enrollment Instructions

Member Number:

Security Code:

[SIGN-ON](#) [CLEAR](#)

[Does this page look odd?](#)

Have you enrolled for Multi-Factor Authentication? [Click here to Enroll for Multi-Factor Authentication](#)

New Online Banking user? [Click here to enroll for Online Banking](#).

Forgot your Password? [Click here to Reset](#).

Need a Loan? [Click here to Apply](#).

Not a Member of the Credit Union? [Click here to Apply for Membership](#).


Step 1:

Click on the link to "Enroll for Multi-factor Authentication."

Multi-Factor Authentication Enrollment

a Member Number:

b PIN: [What's this?](#)



Security Code:

c

d [SUBMIT](#) [RESET](#) [CANCEL](#)

Step 2:

- Enter Your Member Number
- Enter your PIN/Password using your mouse and left clicking on the appropriate letter or number using the "virtual Keyboard on the screen."
- Enter the Security Code that appears in the image by using your regular keyboard.

NOTE: All letters are case-sensitive.

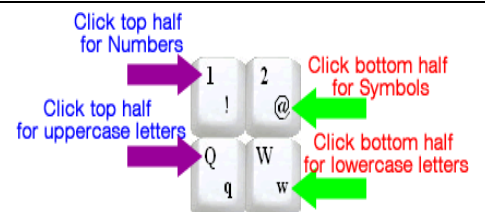
For example:

74E8 is correct

74e8 is incorrect

- Click "Submit"

The keyboard has upper and lowercase characters. Make sure you click above or below the slash when entering in your password.



a I Accept. I Do NOT Accept.

Security Questions

All fields are required

Question 1:

Use one of our questions:

Answer:

b

Or create your own:

c

Question 2:

Use one of our questions:

Answer:

b

Or create your own:

c

Question 3:

Use one of our questions:

Answer:

b

Or create your own:

c

Question 4:

Use one of our questions:

Answer:

Or create your own:

c

Question 5:

Use one of our questions:

Answer:

Or create your own:

c

d Security Image:
(6 - 10 characters)

e

SUBMIT

RESET

CANCEL

Step 3:

a. Click on the "I Accept" radio button to Accept Disclosures.

b. Choose a total of 5 Security Questions, or make up your own.

c. Type the desired answer to each question you chose or created.

NOTE: We do not keep record of your Answers. If you forget the answer to a question, you will need to Re-Enroll for Multi-Factor Authentication again.

d. Enter a 6 - 10 Character Code. You will be asked to verify this as your Security Image each time you log on to Marsh~Net after Enrollment.

Please DO NOT Use any Acxcount or Social Security Numbers

e. Click "Submit"

ACCOUNTS

DIRECT DEPOSIT

TRANSFER

CHECK WITHDRAWAL

PAY BILLS

STATEMENT

LOANS

MORE FEATURES

SIGN-OFF

Home Banking System Options

[Accounts](#) - View information about your current accounts.

[Direct Deposit](#) - View information about direct deposits to your accounts.

[Transfer](#) - Transfer funds between your accounts or your account and a different member's account.

[Check Withdrawal](#) - Withdraw funds and have the check mailed to you.

[Pay Bills](#) - Pay your bills online.

[Statement](#) - Request a copy of your statement to be mailed.

[Loans](#) - View loan application status and apply for loans online.

[More Features](#) - View tax information, stop payment on a check, reorder checks, change your password, or view/change your information.



Marshland
Credit Union

Account last logged on successfully: 11/17/2006 04:31:02


Ultra-Access Version 19.10 Patch A Copyright © 1996-2002, Harland Financial Solutions

Step 4:

Click on Sign-Off"

Member Number: **a**

Security Code:
 For added security, we ask you to please enter the code displayed to the right into the text box below.

 **b**

c

[Does this page look odd?](#)

Have you enrolled for Multi-Factor Authentication? [Click here to Enroll for Multi-Factor Authentication](#)

New Online Banking user? [Click here to enroll for Online Banking.](#)

Forgot your Password? [Click here to Reset.](#)

Need a Loan? [Click here to Apply.](#)

Not a Member of the Credit Union? [Click here to Apply for Membership.](#)

Step 5:

- a. Enter Your Member Number
- b. Enter the Security Code that appears in the image by using your regular keyboard.

NOTE: All letters are case-sensitive.

NOTE: This Security Code will change each time you Sign-On

- c. Click "Sign-On"

Multi-Factor Authentication Sign On

What is your Favorite Food? : **a**

b ***** Not one of your questions? *****
 Your account may have been locked to protect your information. Please contact us to have it unlocked.

***** Wondering why you are being asked a question? *****
 Have you enrolled for our new secure login? If not then please [Enroll](#) now.

Step 6:


- a. Enter answer to the Security Question you chose/created during Enrollment.


NOTE: This Question will be a random selection of the 5 questions you originally chose/created.

- b. Click "Submit"

Multi-Factor Authentication Sign On

a PIN: [What's this?](#)



b **Security Image:** 

d

c Register this computer
 This is a public computer, do not register.

Step 7:

- a. Enter your PIN/Password using your mouse and left clicking on the appropriate letter or number using the "virtual Keyboard on the screen.

- b. verify the Security Image is the one you created during Enrollment.

If it is not the image you entered at Enrollment, you are not at the legitimate Marsh-Net site.

- c. If this is a computer that only you have access too, Click on the "Register this Computer" radio button.

If this is a computer with public access, we strongly recommend you do not register it.

- d. Click "Submit"

NOTES

- You will need to Register all computers you wish to access Marsh~Net Home Banking on, by going to <https://secure.marshlandfcu.coop> and repeating Steps 5-7.
- To Unregister a computer, Change your Security Questions, or security image, see below:

ACCOUNTS DIRECT DEPOSIT TRANSFER CHECK WITHDRAWAL PAY BILLS STATEMENT LOANS MORE FEATURES SIGN-OFF

Home Banking System Options

[Accounts](#) - View information about your current accounts.

[Direct Deposit](#) - View information about direct deposits to your accounts.

[Transfer](#) - Transfer funds between your accounts or your account and a different member's account.

[Check Withdrawal](#) - Withdraw funds and have the check mailed to you.

[Pay Bills](#) - Pay your bills online.

[Statement](#) - Request a copy of your statement to be mailed.

[Loans](#) - View loan application status and apply for loans online.

[More Features](#) - View tax information, stop payment on a check, reorder checks, change your password, or view/change your information.

Account last logged on successfully: 11/17/2006 14:25:13
Ultra-Access Version 19.10 Patch A Copyright © 1996-2002, Harland Financial Solutions

Click on
"More Features"

ACCOUNTS DIRECT DEPOSIT TRANSFER CHECK WITHDRAWAL PAY BILLS STATEMENT LOANS MORE FEATURES SIGN-OFF

TAX INFORMATION STOP PAYMENT REORDER CHECKS CHANGE PASSWORD MEMBER INFORMATION MFA

More Features

[Tax Information](#) - View previous year and current year interest/dividends earned and loan interest paid.

[Stop Payment](#) - Stop payment on a check.

[Reorder Checks](#) - Reorder checks for your checking account.

[Change Password](#) - Change your password for remote banking functions.

[Member Information](#) - View or alter your address, e-mail address, and telephone number.

Copyright © 1996-2002, Harland Financial Solutions

Click on
"MFA"

Security Administration

a

Question 1:
Use one of our questions:
[What Street Did You Grow Up On?]
Or create your own:

Answer:

Question 2:
Use one of our questions:
[What is your Favorite Food?]
Or create your own:

Answer:

Question 3:
Use one of our questions:
[Favorite Song?]
Or create your own:

Answer:

Question 4:
Use one of our questions:
[Favorite Teacher?]
Or create your own:

Answer:

Question 5:
Use one of our questions:
[Dream Vacation?]
Or create your own:

Answer:

b Security Image
(6 - 10 characters)

c

On this Screen you will be able to:

- a. Change Your Security Questions or Answers
- b. Change your Security Image
- c. Unregister the computer you are currently signed on to Marsh~Net with

